

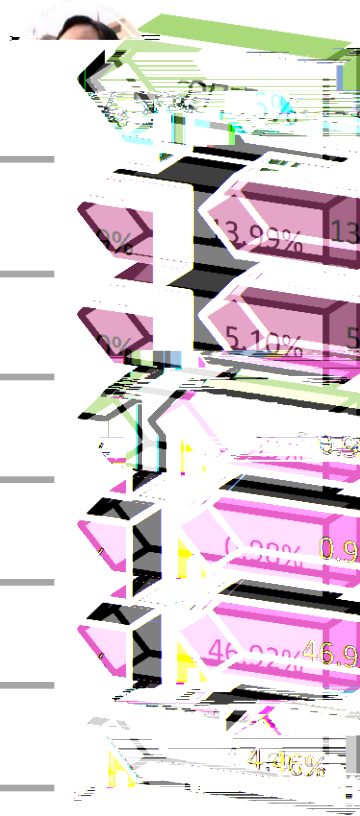




ASIA











1,249,425
287,261



		1,647,607
		1,352,354
		1,352,354
		5,048,685
		2,775,789



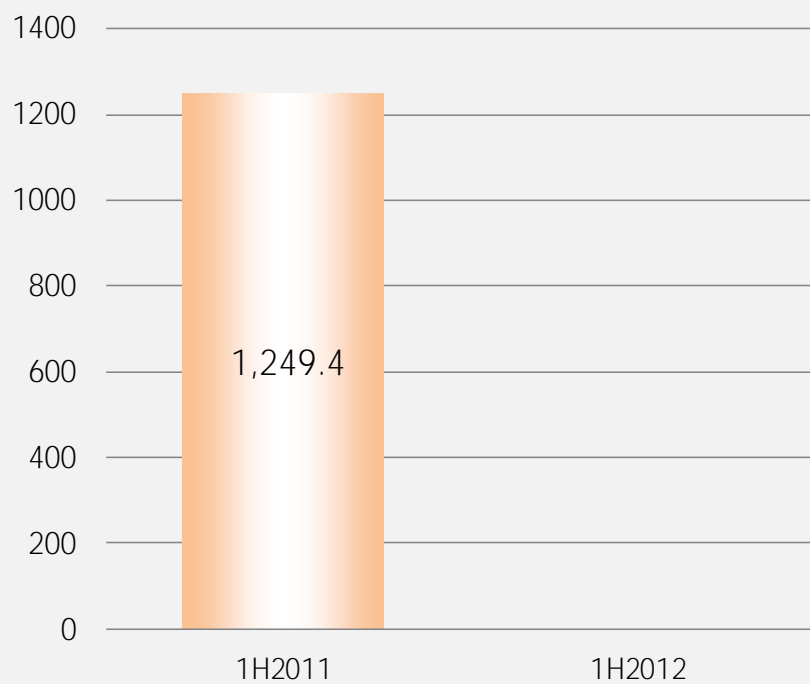
		39	
		32	
		104	

-		1.4	
-		1.4	
()		1.2	
(%)		42.8%	
(%)		52.9%	
()		6.8	

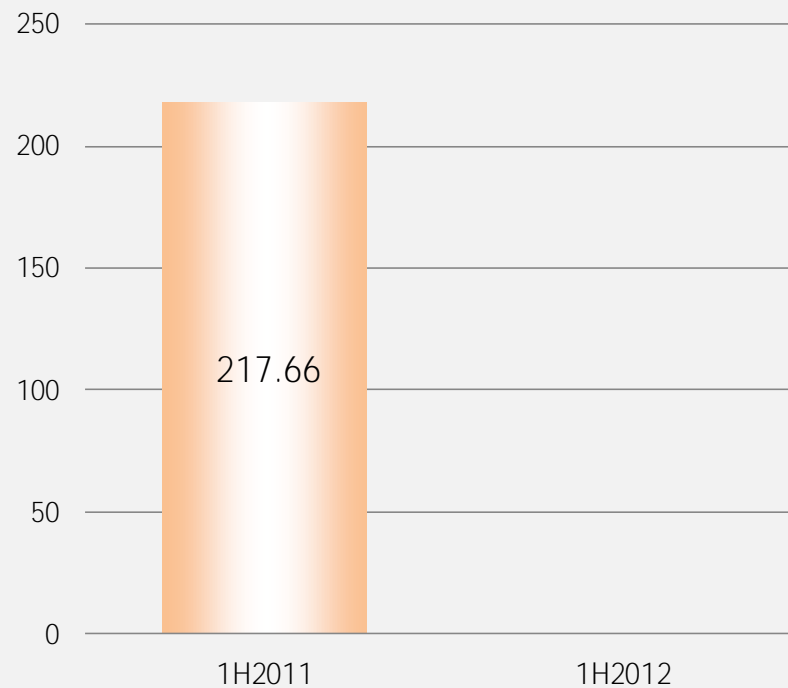
(1) 2012 6 30 271,067,000
2012 8 23



[Empty green-bordered box]



[Empty green-bordered box]

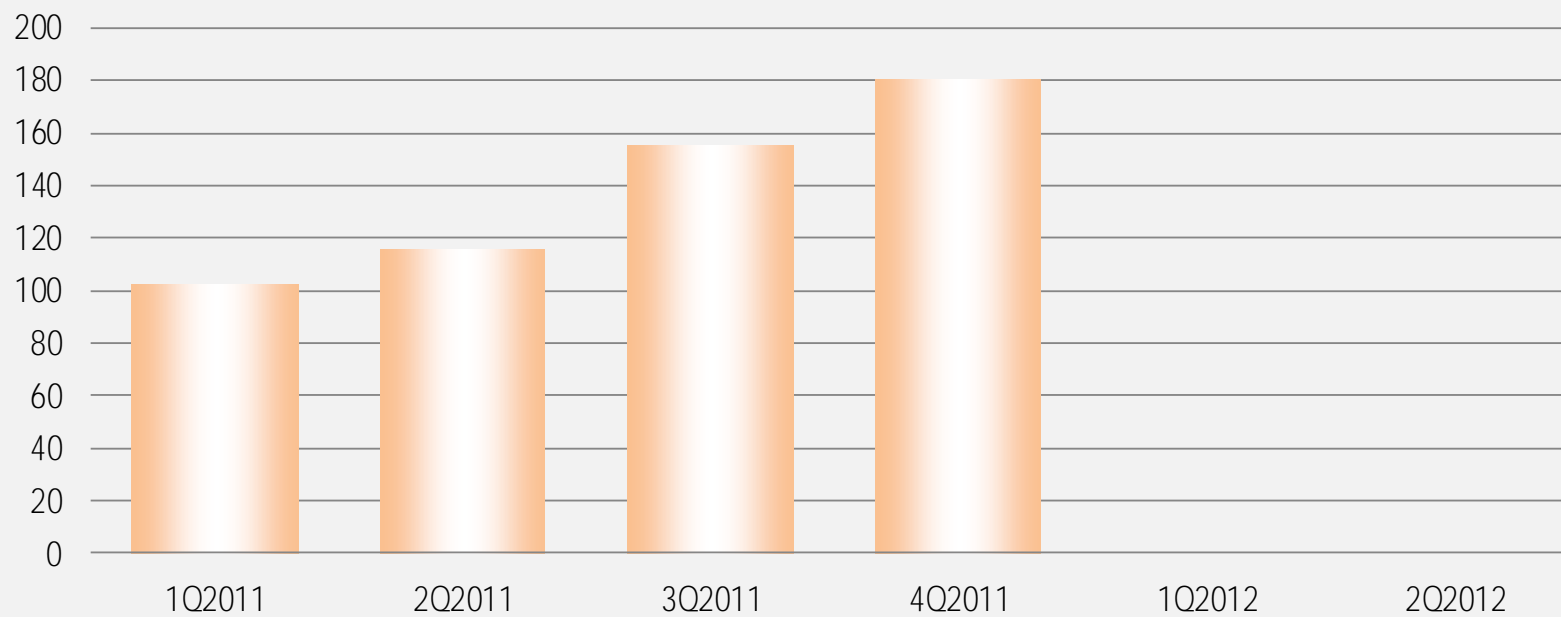




	24.1	20.2	44.3	17.0	34.5	95.8	20.9	24.4	
	12.9	21.3	34.2	4.8	-	39.0	-	-	
	-	34.6	34.6	67.1	32.9	134.6	12.3	-	
	-	-	-	-	-	-	-	1.1	
	35.2	19.8	55.0	66.9	56.6	178.5	3.8	0.2	
	192.0	166.3	358.3	215.0	107.4	680.7	134.2	112.9	
	291.6	235.5	527.1	115.7	89.3	732.1	81.8	64.1	
	24.9	132.5	157.4	139.4	396.9	693.7	4.4	16.6	
	10.2	28.3	38.5	2.5	3.9	44.9	7.2	1.0	
	590.9	658.5	1,249.4	628.4	721.5	2,599.3	264.6	220.3	



2011年
2012年





	17.82	15.90	33.72	26.65	23.47	83.84	16.57	19.98	
	4.31	7.28	11.59	1.63	-	13.22	-	-	
	-	7.09	7.09	14.19	7.09	28.37	5.13	-	
	-	-	-	-	-	-	-	2.72	
	8.11	6.04	14.15	17.84	25.41	57.40	2.11	0.12	
	34.44	33.34	67.78	55.82	45.29	168.89	60.74	54.68	
	35.18	32.48	67.66	21.03	21.84	110.53	21.99	18.65	
	2.32	13.35	15.67	17.96	57.46	91.09	0.87	3.08	
	102.18	115.48	217.66	155.12	180.56	553.34	107.41	99.23	



			439,336	35.2
			168,841	13.5
			6,129	0.5
			20,651	1.6
			141,322	11.3
			219,542	17.6
			246,466	19.7
			7,138	0.6
			1,249,425	100.0



- 1
- N N 2012 22-23% N
- N 94.3%
- 121 900






● _____


●


20

2011

1.15









2012

:



N



