







1


2


3

4

5













- 1.2
- 600 2018
- 1.8

- 1.2
- 600 2018
- 1.8





20 N /P

38



300kg

CL200T
3000mm

1

14

2



15ppm



N P



1.2GW /
1.8GW

2018







 8

400MW


N P

PID

N









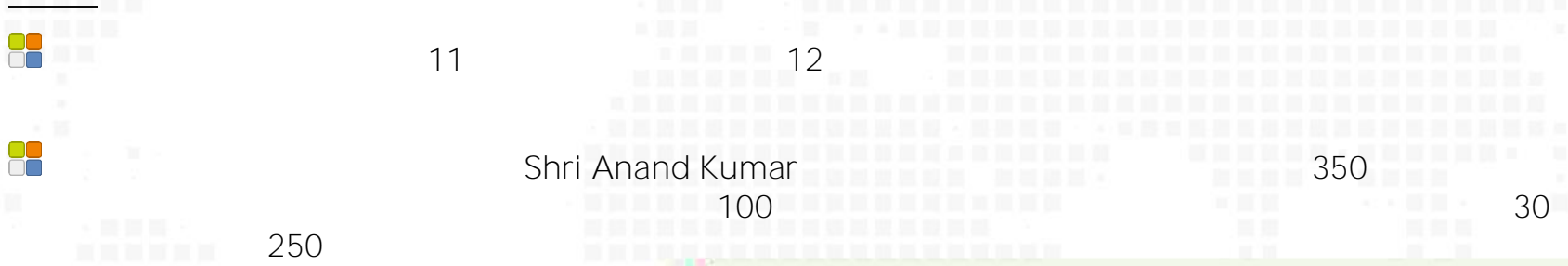
154.5

12.24

24.34
#021N•60
70%

53.06
24







ZEH

50%


ZEH

22% 24%



(MIP)








毛利率









			▶

			▶





12%

600
1.8GW

600

206.4

323.3

1.2GW

2018

184.5

331.7










1







361

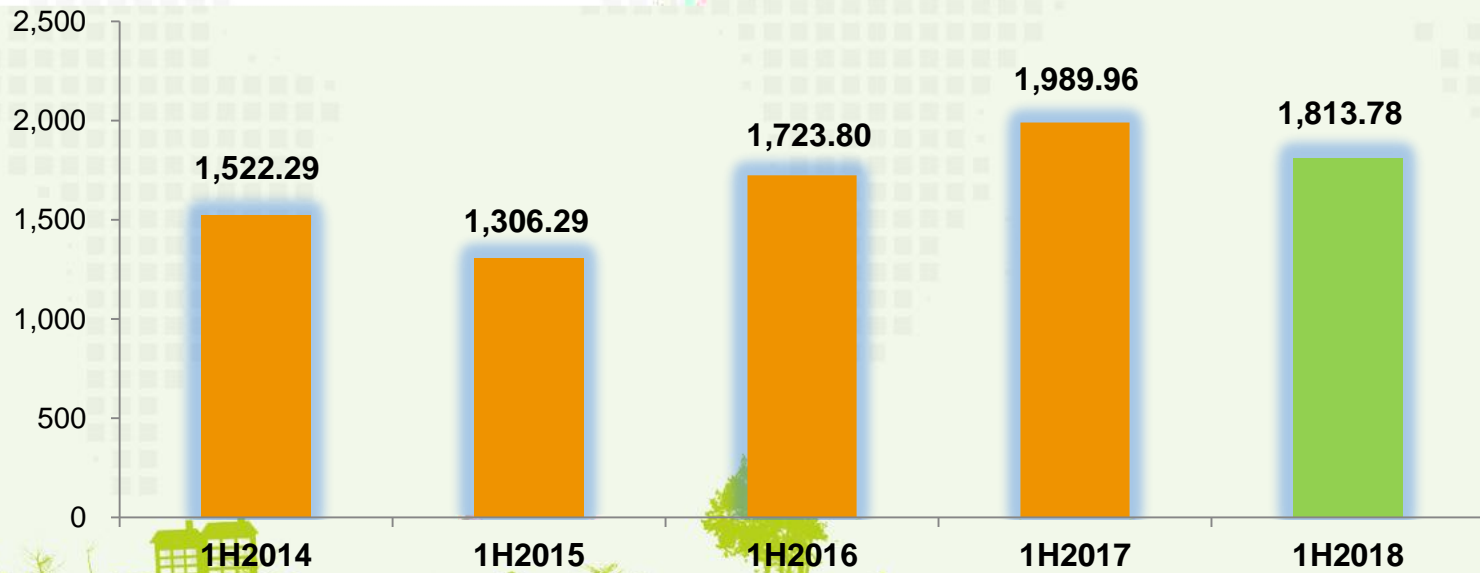
1,207

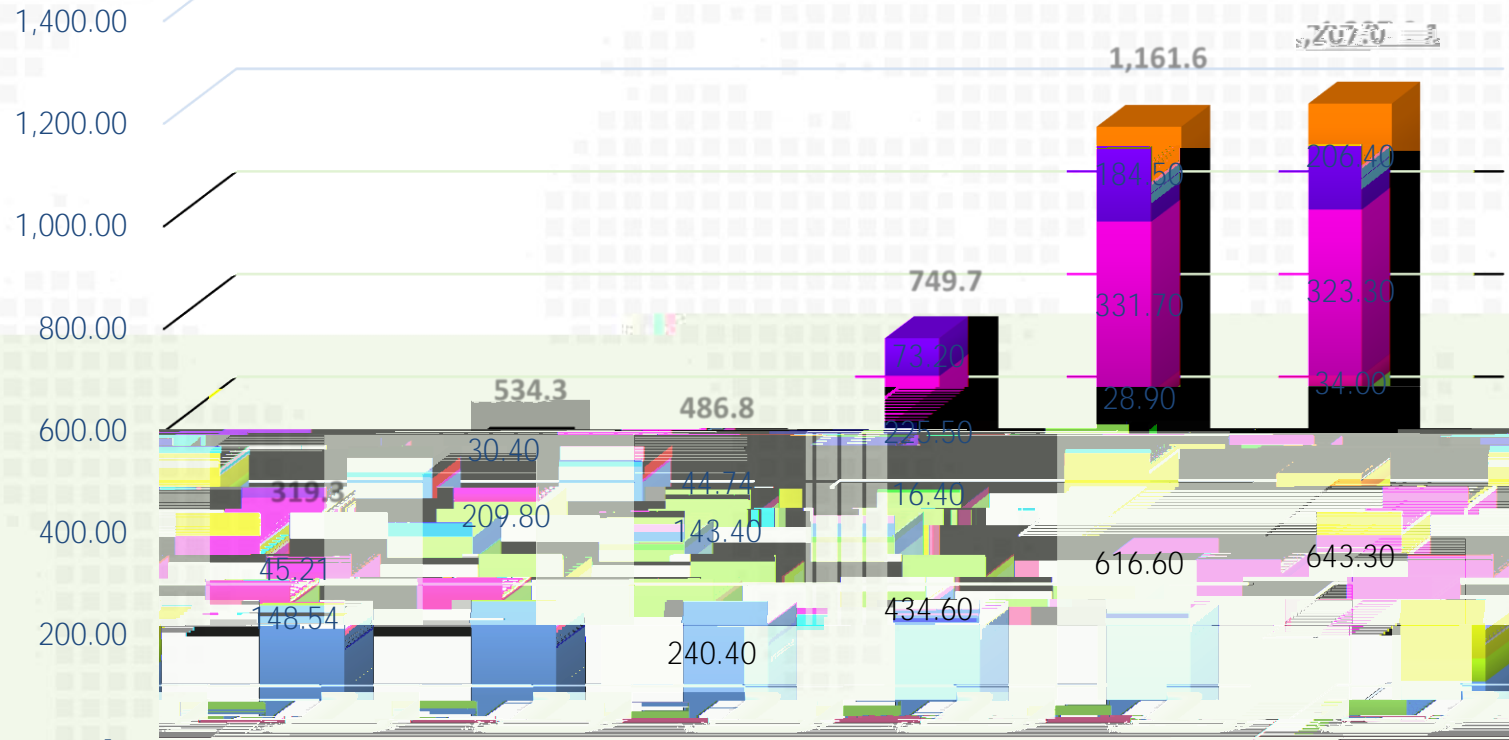
531

338

1,161

()







531





95.299

107.280





169,775

(' 000)	2018 6 30	2017 12 31	
	2,765,210	2,821,891	(56,681)
	3,020,750	3,170,491	169,775





•

•

•

120


157
97

96

70%

10%







 2018

